

Project #2:

Baby Comfort Blanket

Knitting level: Intermediate



This blanket came to life when I discovered that one of my friends was expecting a little one. Of course, I wanted to create something special. Something that would wrap that precious baby in love and comfort.

I found myself getting into a zen-like state with the repeating lace pattern. I couldn't help but imagine all the precious moments this blanket would be part of – tummy time, first giggles, maybe even those middle-of-the-night snuggles. Ready to cast on?

You can access your digital pattern with **a quick scan of the QR code!**



Materials:

- Sunset Hues in Color 23 - 100 g. Color 43 - 50g.
- US size 4 (3.5 mm) circular needles (from your previous box)
- Scissors

Stitches used/abbreviations:

- K - knit
- P - purl
- Sl - slip
- St(s) - stitch(es)
- YO - yarn over
- K2tog - knit two together
- K3tog - knit three together
- Rep - repeat
- RS - right side
- WS - wrong side

Gauge - 20 sts and 32 rows per 4 inches / 10 cm in lace pattern

Measurements

Length = 28 inches / 71 cm, Width = 20 inches / 51 cm

Note: if your gauge is different, then the measurements of your finished blanket will also be different. Therefore, keep an eye on the amount of yarn left and change color accordingly.

Pattern

Using Color 23 Cast on 103 sts.

Row 1 (RS)

Sl1, k3, k2tog, yo, k1, yo, ssk, *k5, k2tog, yo, k1, yo, ssk.

Rep from * till the last 4 sts, p4. (Images 1-4)

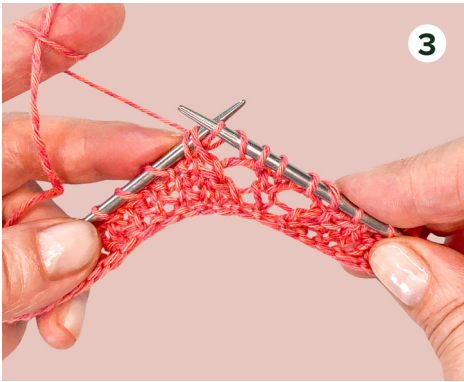


Row 2 (and all WS rows)

Sl1, p102.

Row 3

Sl1, k2, k2tog, yo, k3, yo, ssk, *k3, k2tog, yo, k3, yo, ssk

Rep from * till the last 3 sts, p3. (Image 5)



Row 5

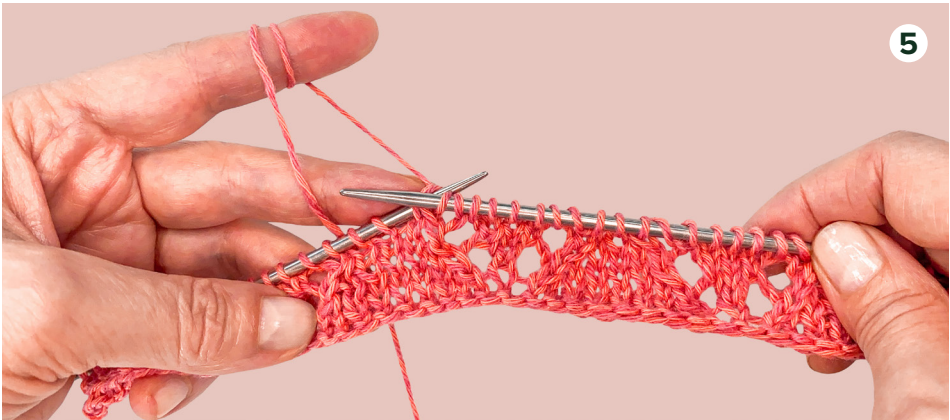
Sl1, *k1, k2tog, yo, k5, yo, ssk

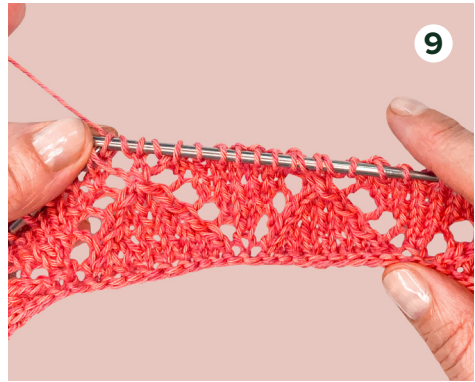
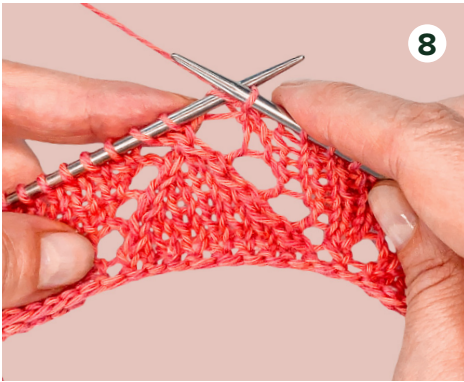

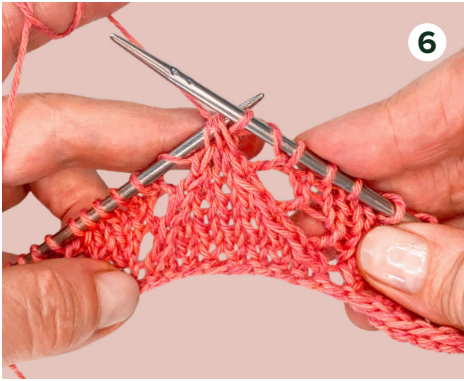
Rep from * till the last 2 sts, p2.

Row 7

Sl1, k2tog, yo, k7, *yo, k3tog, yo, k7

Rep from * till the last 3 sts, yo, k2tog, p1.
(Images 6-9)





Row 9

Sl1, *k1, yo, k2tog, k5, ssk, yo

Rep from * till the last 2 sts, p2.

Row 11

Sl1, k2, yo, k2tog, k3, ssk, yo, *k3, yo, k2tog, k3, ssk, yo

Rep from* till the last 3 sts, p3.

Row 13

Sl1, k3, yo, k2tog, k1, ssk, yo, *k5, yo, k2tog, k1, ssk, yo

Rep from * till the last 4 sts, p4.

Row 15

Sl1, k4, yo, k3tog, yo, *k7, yo, k3tog, yo


Rep from * till the last 5 sts, p5.

Rep **Rows 1-16** with Color 23 for approx. 19 inches / 48 cm (or until you have approx. 6g of Color 23 remaining).

Switch to Color 43, and knit 4 rows with Color 43. (Images 10, 11)

Switch to Color 23, and knit 4 rows with Color 23.

Switch to Color 43, knit approx. 8 inches / 20 cm with Color 43 (or until you have nearly used up Color 43). (Images 12, 13, 14)



Cast off and weave in your ends.