

Project #3:


Dreamy Baby Blanket

Crochet level: Advanced



Create a gorgeous baby blanket with this advanced crochet pattern! You'll enjoy making intricate shells and clusters, combining vibrant colors to make a delightful blanket. The finished blanket will be a treasured addition to any nursery.

*And remember, you can always access your digital pattern **by scanning the QR code!***



Materials:

- 40 grams of Cushy Soft in a purple color (312)
- 50 grams of Cushy Soft in a yellow color (628)
- 50 grams of Cushy Soft in a white color (390)
- 40 grams of Cushy Soft in a dark purple color (146)
- US size 4 (3.5 mm) crochet hook
- Scissors

Stitches and abbreviations used:

- Ch - chain
- Sl st - slip stitch
- St - stitch
- Dc - double crochet
- Small shell - (dc, ch2, dc) in the same space
- Large shell - (2 dc, ch2, 2 dc) in the same space
- Dc2inc - increase with dc2 in the same st

Colors:

- White (390)
- Yellow (628)
- Purple (312)
- Dark purple (146)

Pattern

Using color 390, ch4. Join with sl st to form a ring.

Round 1

Ch2 (counts as first dc throughout pattern), work 11 dc in ring (12 dc). Join with sl st at the top of ch2 from the beginning (join in this manner throughout the pattern). (image 1)

Round 2

Ch2, dc in same st, dc2inc in each st (24 dc). Join with sl st.

Round 3

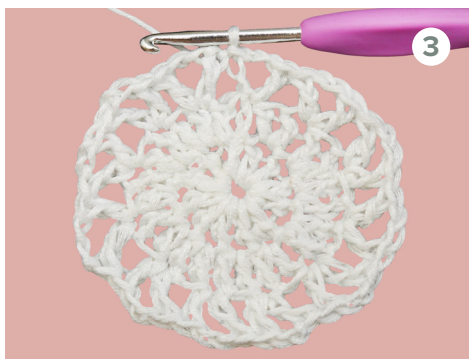
Ch2, *skip 1, [dc1, ch2, dc1] in the next st.

Repeat from * around, ending with dc in the base of the beginning stitch, ch2. Join with sl st at the top of ch2 from the beginning. (images 2, 3)

Round 4

Sl st into ch2 space, [ch2, dc1, ch2, dc2] in ch2 space, * [dc2, ch2, dc2] in ch2 space.

Repeat from * around. Join with sl st. (image 4)



Round 5

Sl st into ch2 space, ch2

* [dc2, ch2, dc2] in ch2 space, dc1 in next st, skip 2 sts, dc1 in next st repeat from * around. Join with sl st. (image 5)



Round 6

Ch2, dc in next st

* [dc2, ch2, dc2] in ch2 space, dc2, skip2, dc2.

Repeat from * around, ending with skip 2 sts. Join with sl st, cut yarn. (image 6)

Round 7

Using color 312, sl st into the last st of color 390, ch2, dc2

* [dc2, ch2, dc2] in ch2 space, dc3, skip2, dc3.

Repeat from * around, ending with skip 2 sts. Join with sl st. (image 7)

Round 8

Ch2, dc3

* [dc2, ch2, dc2] in ch2 space, dc4, skip2, dc4.

Repeat from * around, ending with skip 2 sts. Join with sl st.

Round 9

Ch2, dc4

* [dc2, ch2, dc2] in ch2 space, dc5, skip2, dc5.

Repeat from * around, ending with skip 2 sts. Join with sl st.

Round 10

Ch2, dc5

* [dc2, ch2, dc2] in ch2 space, dc6, skip2, dc6.

Repeat from * around, ending with skip 2 sts. Join with sl st.

Round 11

Ch2, dc6

* [dc2, ch2, dc2] in ch2 space, dc7, skip2, dc7.

Repeat from * around, ending with skip 2 sts. Join with sl st.

Round 12

Ch2, dc7

* [dc2, ch2, dc2] in ch2 space, dc8, skip2, dc8.

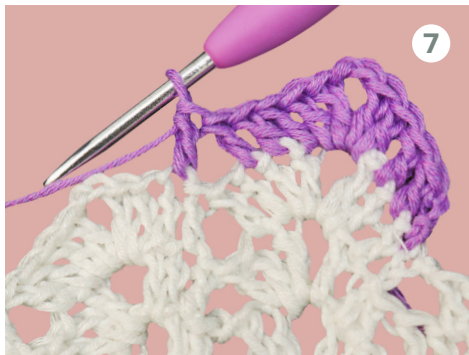
Repeat from * around, ending with skip 2 sts. Join with sl st. cut the yarn.

Round 13

Using color 390, sl st into last st from the previous round, ch2, dc8.

* [dc1, ch2, dc1] in ch2 space, dc9, skip2, dc9.

Repeat from * around, ending with skip 2 sts. Join with sl st. (images 8, 9)

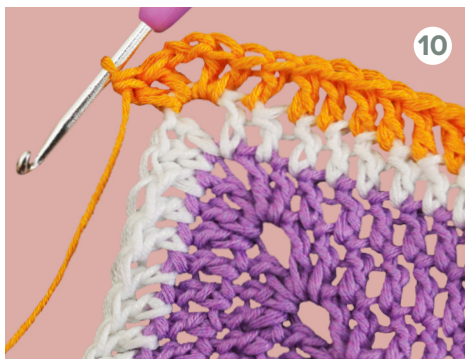
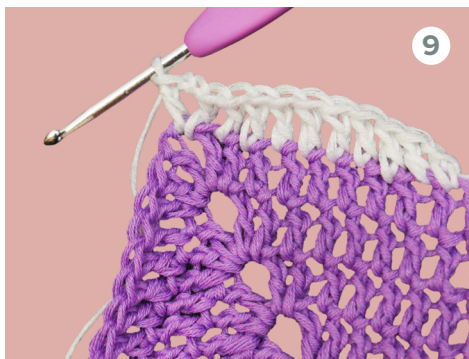
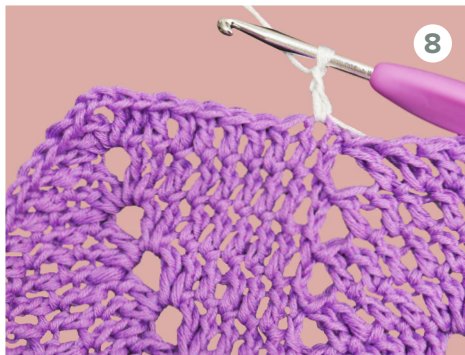


Round 15

Ch2, dc9

* [dc2, ch2, dc2] in ch2 space, dc10, skip2, dc10.

Repeat from * around, ending with skip 2 sts. Join with sl st.



Round 14

Using color 628, sl st into last st from previous row, ch2, dc8.

* [dc2, ch2, dc2] in ch2 space, dc9, skip2, dc9.

Repeat from * around, ending with skip 2 sts. Join with sl st. (image 10)

Round 16

Ch2, dc10

* [dc2, ch2, dc2] in ch2 space, dc11, skip2, dc11.

Repeat from * around, ending with skip 2 sts. Join with sl st.

Round 17

Ch2, dc11

* [dc2, ch2, dc2] in ch2 space, dc12, skip2, dc12.

Repeat from * around, ending with skip 2 sts. Join with sl st.

Round 18

Using color 312, sl st in last st of the previous round.

* [dc, ch2, dc] in ch2 space, dc13, skip2, dc13.

Repeat from * around, ending with skip 2 sts. Join with sl st.

Round 19

Using color 146, sl st in last st of the previous round.

* [dc2, ch2, dc2] in ch2 space, dc13, skip2, dc13.

Repeat from * around, ending with skip 2 sts. Join with sl st. (image 11)

Round 20

Ch 2, dc13

* [dc2, ch2, dc2] in ch2 space, dc14, skip2, dc14.

Repeat from * around, ending with skip 2 sts. Join with sl st

Round 21

Ch2, dc14

* [dc2, ch2, dc2] in ch2 space, dc15, skip2, dc15.

Repeat from * around, ending with skip 2 sts. Join with sl st

Round 22

Using color 390, sl st into last st from the previous round.

* [dc1, ch2, dc1] in ch2 space, dc16, skip2, dc16.

Repeat from * around, ending with skip 2 sts. Join with sl st. (Image 12)

Weave in all ends throughout. The baby blanket is ready.

