

# Project #2: Lace Washcloth

Level: Intermediate



This knitted washcloth project is designed for intermediate-level knitters looking to create a functional addition to their homes. It offers an excellent opportunity to practice and refine your skills in lace knitting, shaping, and working with double-pointed and circular needles.

You can access your digital pattern with a **quick scan of the QR code!**



### Materials:

- Merino Elegance (dark blue 5522) – 25 g
- US size 4 (3.5 mm) circular needle (from your previous boxes)
- US size 4 (3.5 mm) double-pointed needles (from your previous boxes)
- Stitch markers

### Stitches and abbreviations used:




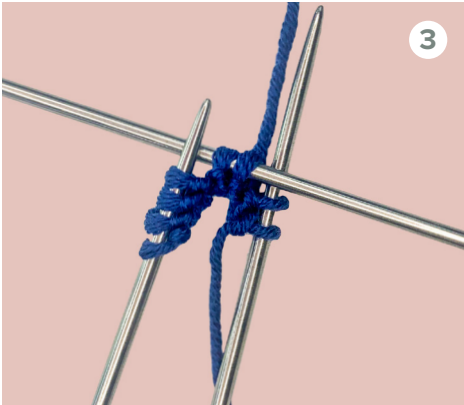
- k - knit
- p - purl
- sl - slip
- st - stitch
- sts - stitches
- YO - yarn over
- k2tog - knit two together
- p2tog - purl two together
- ssk - slip slip knit
- sk2p - slip stitch, knit two stitches together, pass slipped stitch over
- dpn - double pointed needles
- sm - stitch marker
- k tbl - knit through back loop to twist stitch
- p tbl - purl through back look to twist stitch

**Measurements:** 9" x 9"

### Pattern

Cast on 8 sts using 2 dpn. Distribute all sts onto 4 dpn. Place sm at the beginning of the round. (Images 1-5)





### Round 1

K8 (Image 6)

### Round 2

\*K1 tbl, YO, k1 tbl, YO.

Repeat from \* 4 times.

### Round 3

\*K1 tbl, k3.

Repeat from \* 4 times.

### Round 4

\*(K1 tbl, YO) 2 times, k1, YO, k1 tbl, YO.

Repeat from \* 4 times.

### Round 5

\*K1 tbl, k7.

Repeat from \* 4 times.

### Round 6

\*K1 tbl, YO, k2tog, (k1, YO) 2 times, k1, ssk, YO.

Repeat from \* 4 times.

### Round 7

\*K1 tbl, k9.

Repeat from \* 4 times. (Image 7)

### Round 8

\*K1 tbl, YO, k2tog, k2, YO, k1, YO, k2, ssk, YO.

Repeat from \* 4 times. (Image 8)

### Round 9

\*K1 tbl, k11.

Repeat from \* 4 times.

### Round 10

\*K1 tbl, YO, k2tog, k3, YO, k1, YO, k3, ssk, YO.

Repeat from \* 4 times.

### Round 11

\*K1 tbl, k13.

Repeat from \* 4 times.

### Round 12

\*(K1 tbl, YO) 2 times, ssk, k7, k2tog, YO, k1 tbl, YO.

Repeat from \* 4 times.

### Round 13

\*K1 tbl, k15.

Repeat from \* 4 times.

### Round 14

\*K1 tbl, YO, k1 tbl, (YO, k1) 2 times, ssk, k5, k2tog, (k1, YO) 2 times, k1 tbl, YO.

Repeat from \* 4 times.

### Round 15

\*K1 tbl, k19.

Repeat from \* 4 times.

### Round 16

\*K1 tbl, YO, k2tog, (k1, YO) 2 times, k2, ssk, k3, k2tog, k2, (YO, k1) 2 times, ssk, YO.

Repeat from \* 4 times.

### Round 17

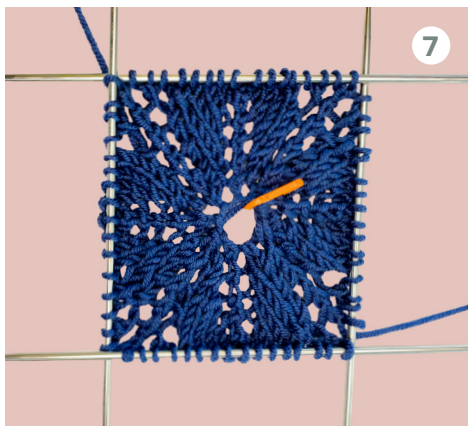
\*K1 tbl, k21.

Repeat from \* 4 times.

### Round 18

\*K1 tbl, YO, k2tog, k2, YO, k1, YO, k3, ssk, k1, k2tog, k3, YO, k1, YO, k2, ssk, YO.

Repeat from \* 4 times.



### Round 19

\*K1 tbl, k23.

Repeat from \* 4 times.

### Round 20

\*K1 tbl, YO, k2tog, k3, YO, k1, YO, k4, sk2p, k4, YO, k1, YO, k3, ssk, YO.

Repeat from \* 4 times.

### Round 21

\*K1 tbl, (p1, k11) 2 times, p1.

Repeat from \* 4 times.

### Round 22

\*(K1 tbl, YO) 2 times, ssk, k7, k2tog, YO, k1, YO, ssk, k7, k2tog, YO, k1 tbl, YO.

Repeat from \* 4 times.

### Round 23

\*K1 tbl, (p3, k9) 2 times, p3.

Repeat from \* 4 times.

### Round 24

Sl all sts onto the circular needle and continue working with the circular needle.

\*K1 tbl, (YO, k1 tbl, k1, k1 tbl, YO, ssk, k5, k2tog) 2 times, YO, k1 tbl, k1, k1 tbl, YO.

Repeat from \* 4 times.

### Round 25

\*K1 tbl, (p5, k7) 2 times, p5.

Repeat from \* 4 times.

### Round 26

\*K1 tbl, (YO, k1 tbl, k3, k1 tbl, YO, ssk, k3, k2tog) 2 times, YO, k1 tbl, k3, k1 tbl, YO.

Repeat from \* 4 times.

### Round 27

\*K1 tbl, (p7, k5) 2 times, p7.

Repeat from \* 4 times.

### Round 28

\*K1 tbl, (YO, k1 tbl, k5, k1 tbl, YO, ssk, k1, k2tog) 2 times, YO, k1 tbl, k5, k1 tbl, YO.

Repeat from \* 4 times.

### Round 29

\*K1 tbl, (p9, k3) 2 times, p9.

Repeat from \* 4 times.

### Round 30

\*K1 tbl, (YO, k1 tbl, k7, k1 tbl, YO, sk2p) 2 times, YO, k1 tbl, k7, k1 tbl, YO.

Repeat from \* 4 times.

### Round 31

\*K1 tbl, (p11, k1) 2 times, p11.

Repeat from \* 4 times.

### Round 32

\*K1 tbl, (p1 tbl, p9, p1 tbl, k1) 2 times, p1 tbl, p9, p1 tbl.

Repeat from \* 4 times. (Image 9)

### Round 33

\*K1 tbl, (p1 tbl, p9, p1 tbl, k1) 2 times, p1 tbl, p9, p1 tbl.

Repeat from \* 4 times. (Images 10, 11)

Bind off and weave in your ends. Wet slightly and block the project.



